

Signify Classified - Internal
Cooper Lighting Solutions Photometric Lab
1121 Highway 74 South
Peachtree City, GA 30269



Scaled data based on original data using
LM-79-08 Approved Method: Electrical and Photometric Measurements of Solid-
State Lighting Products

Test Report Prepared for
Cooper Lighting Solutions
(formerly Eaton)

Brand: STREETWORKS

Report Number: P867528

Luminaire Tested: **MEM2-HTN-SA-70-750-U-T2R-HSS**

Issue Date: 08/21/2024



Test Information

Test Method: LM-79-08
Report Number: P867528
Test Lab: INNOVATION CENTER(G3)
Issue Date: 08/21/2024
Manufacturer: COOPER LIGHTING SOLUTIONS (FORMERLY EATON)
Product Line: STREETWORKS
Catalog Number: MEM2-HTN-SA-70-750-U-T2R-HSS
Description: EPIC MODERN TALL HOUSING DISCRETE LED ARRAYS 70W 70CRI 5000K
FIXTURE w/ TYPE II ROADWAY DISTRIBUTION OPTIC AND HOUSE SIDE SHIELD
Light Source: (20) 5000K CCT, 70 CRI LEDS
Ballast/Driver: ELECTRONIC DRIVER

Summary

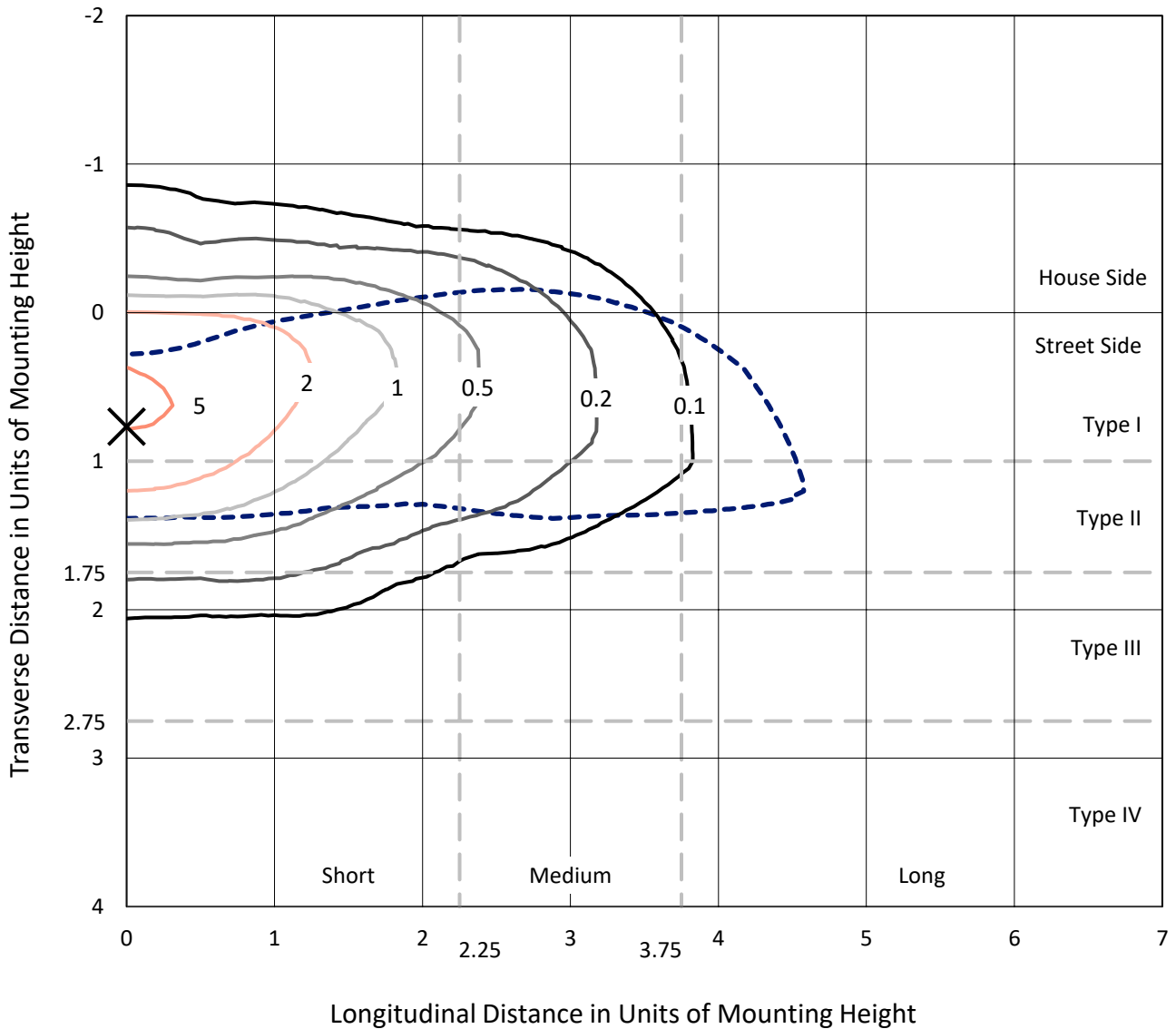
Lumens per Lamp: N/A
Luminaire Lumens: 6586.1 lumens
Efficiency: N/A
Efficacy: 108.0 lumens/watt
Luminous Opening: Rectangular (W 0.67' x L: 0.33' x H: 0')
IES Classification: Type II - Short
BUG Rating: B1 - U0 - G1

Input Watts (W): 61
Input Voltage (V): 120
Input Current (A_{in}): NR
Voltage Rise (V): NR
Power Factor: 0.99
Total Harmonic Distortion (THDi): 9.89%
Frequency (hertz): 60
Stabilization Time: NR
Operation Time: NR
Ambient Temperature (°C): NR
Test Distance: 24 FT

REPORT NUMBER: P867528
 CATALOG NUMBER: MEM2-HTN-SA-70-750-U-T2R-HSS

Iso-Footcandle Lines of Horizontal Illumination

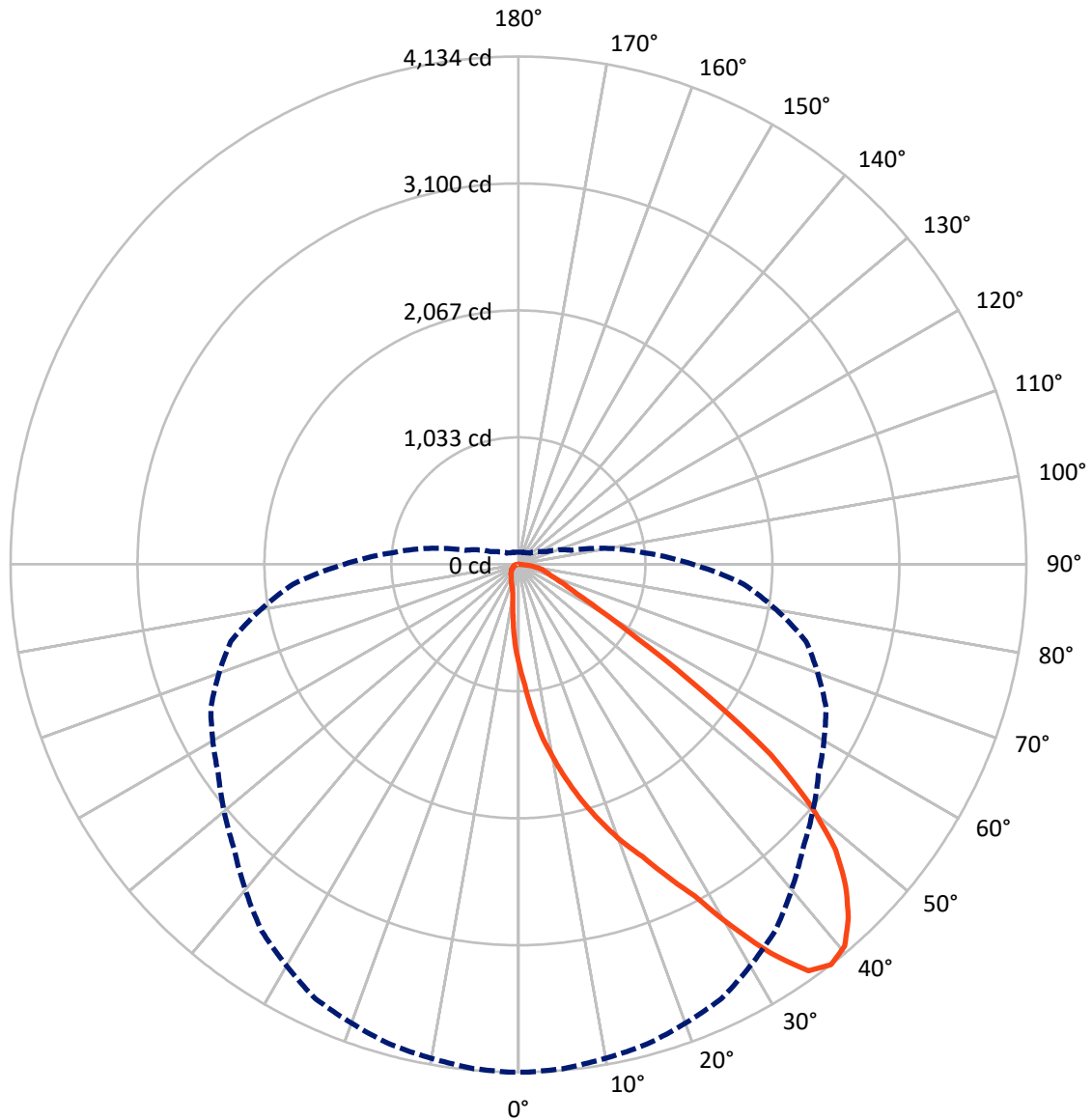
✕ Max cd
 - - - 1/2 Max cd



Based on 20 foot mounting height. Maximum calculated value = 5.6 fc
 Type II - Short - N/A

REPORT NUMBER: P867528
CATALOG NUMBER: MEM2-HTN-SA-70-750-U-T2R-HSS

Luminous Intensity Polar Plot



— Vertical Plane Through 0-Deg Lateral - - - Horizontal Cone Through 37.5-Deg Vertical

REPORT NUMBER: P867528
 CATALOG NUMBER: MEM2-HTN-SA-70-750-U-T2R-HSS

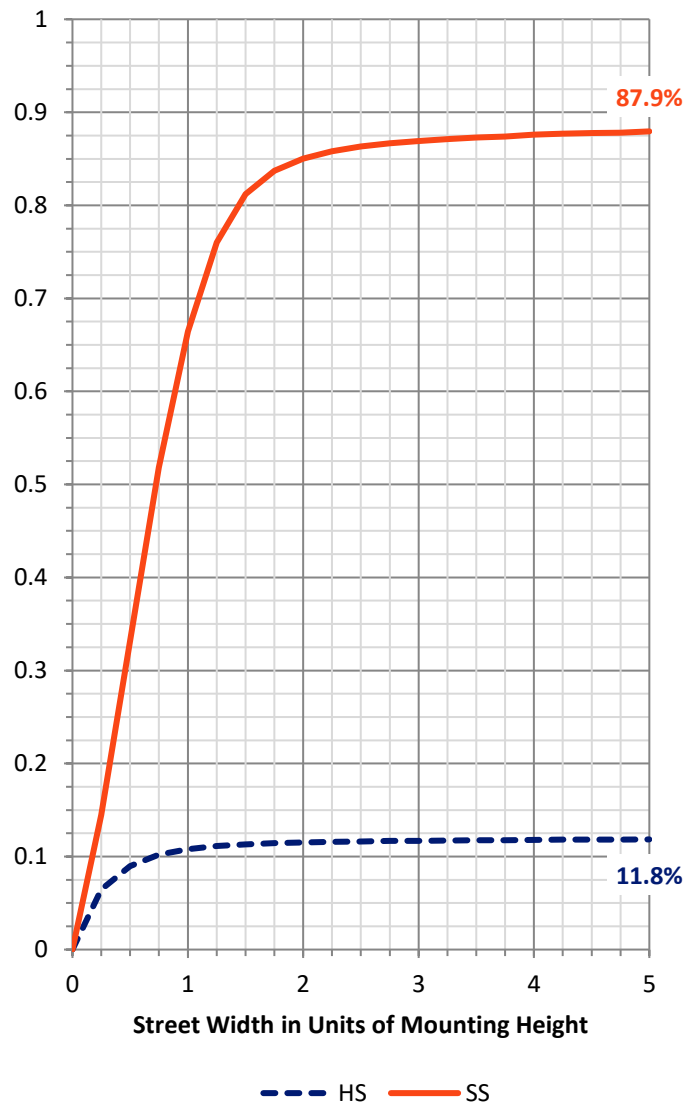
FLUX DISTRIBUTION:

		Downward	Upward	Total
House Side	Lumens	785.5	0.0	785.5
	% Fixture	11.9	0.0	11.9
Street Side	Lumens	5800.5	0.0	5800.5
	% Fixture	88.1	0.0	88.1
Total	Lumens	6586.1	0.0	6586.1
	% Fixture	100.0	0.0	100.0

Coefficient of Utilization

ZONAL LUMENS:

Zone	Lumens	% Fixture
0°-10°	81.9	1.2
10°-20°	286.2	4.3
20°-30°	590.5	9.0
30°-40°	1039.0	15.8
40°-50°	1410.7	21.4
50°-60°	1397.7	21.2
60°-70°	1076.1	16.3
70°-80°	624.5	9.5
80°-90°	79.4	1.2
90°-100°	0.0	0.0
100°-110°	0.0	0.0
110°-120°	0.0	0.0
120°-130°	0.0	0.0
130°-140°	0.0	0.0
140°-150°	0.0	0.0
150°-160°	0.0	0.0
160°-170°	0.0	0.0
170°-180°	0.0	0.0
0°-90°	6586.1	100.0
0°-180°	6586.1	100.0



REPORT NUMBER: P867528

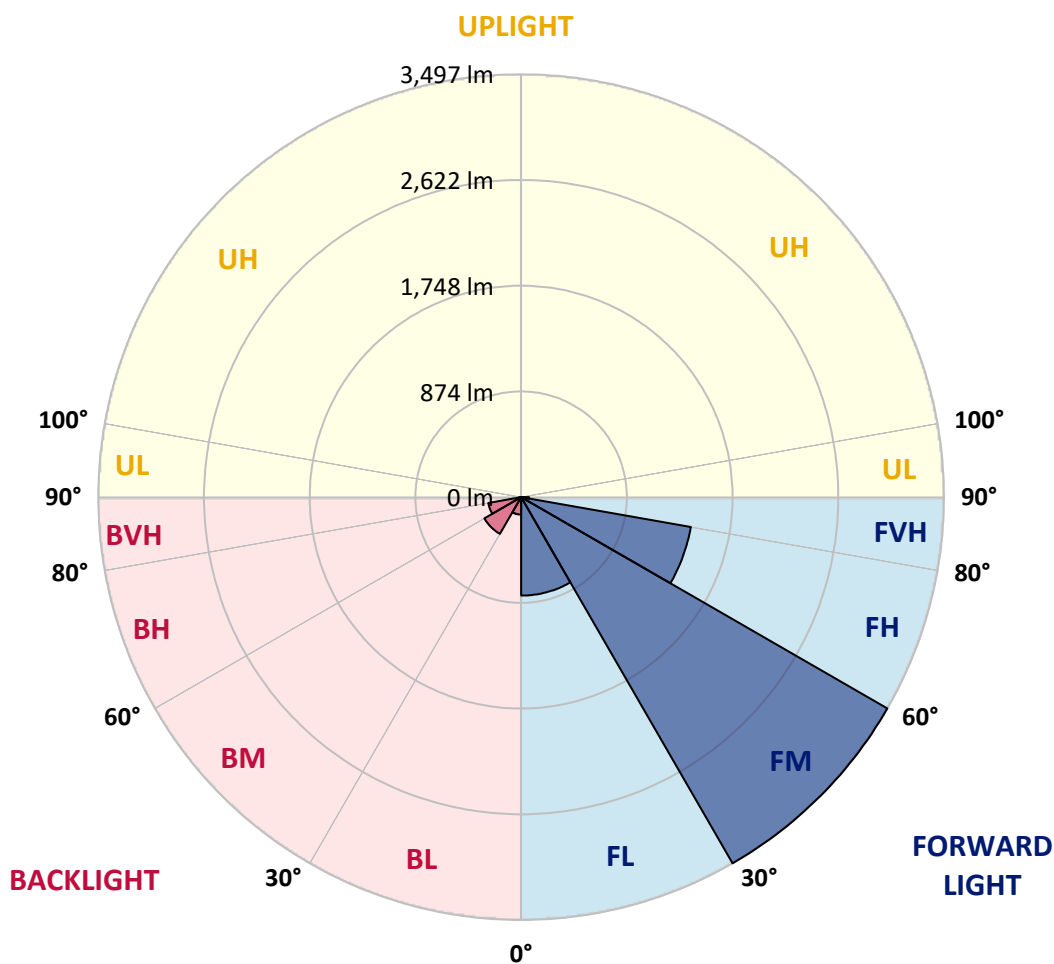
CATALOG NUMBER: MEM2-HTN-SA-70-750-U-T2R-HSS

LUMINAIRE CLASSIFICATION SYSTEM LUMEN TABLE AND BUG RATING:

Zone	Lumens	% Fixture	Zone Rating/Lumen Limit		
			B	U	G
FL (0°-30°)	814.2	12.4			
FM (30°-60°)	3496.6	53.1			
FH (60°-80°)	1425.0	21.6			G1/1800
FVH (80°-90°)	64.8	1.0			G1/100
BL (0°-30°)	144.4	2.2	B1/500		
BM (30°-60°)	350.8	5.3	B1/1000		
BH (60°-80°)	275.6	4.2	B1/500		G1/500
BVH (80°-90°)	14.6	0.2			G1/100
UL (90°-100°)	0.0	0.0		U0/0	
UH (100°-180°)	0.0	0.0		U0/0	

BUG Rating: B1-U0-G1

Type II Short





REPORT NUMBER: P867528

CATALOG NUMBER: MEM2-HTN-SA-70-750-U-T2R-HSS

CANDELA DISTRIBUTION (FULL):

	0°	1°	5°	15°	25°	35°	45°	55°	65°	75°	85°
0°	816.1	816.1	816.1	816.1	816.1	816.1	816.1	816.1	816.1	816.1	816.1
2.5°	983.4	998.1	987.0	977.9	965.0	952.1	933.7	913.5	887.8	856.5	829.0
5°	1205.8	1213.1	1209.5	1203.9	1163.5	1124.9	1086.3	1038.5	972.3	913.5	851.0
7.5°	1428.2	1424.5	1415.3	1398.8	1362.0	1317.9	1248.1	1169.0	1075.3	972.3	874.9
10°	1623.0	1628.5	1621.2	1595.5	1549.5	1488.8	1404.3	1314.2	1187.4	1044.0	908.0
12.5°	1827.0	1830.7	1830.7	1775.6	1744.3	1650.6	1560.5	1439.2	1297.7	1132.3	946.6
15°	2027.4	2020.0	2020.0	1983.3	1928.1	1823.4	1722.3	1575.2	1415.3	1215.0	990.7
17.5°	2218.6	2222.2	2205.7	2165.3	2112.0	2010.9	1885.9	1724.1	1531.1	1314.2	1036.7
20°	2407.9	2396.9	2389.5	2349.1	2292.1	2172.6	2053.1	1869.3	1667.1	1426.3	1101.0
22.5°	2584.3	2589.9	2571.5	2507.1	2453.8	2345.4	2209.4	2040.3	1810.5	1538.5	1170.9
25°	2812.3	2793.9	2810.4	2733.2	2650.5	2521.8	2367.4	2200.2	1966.7	1676.3	1257.2
27.5°	3054.9	3065.9	3056.7	2972.2	2860.0	2687.3	2525.5	2347.2	2124.8	1806.8	1354.7
30°	3417.0	3411.5	3413.3	3286.5	3100.8	2895.0	2696.5	2501.6	2282.9	1966.7	1468.6
32.5°	3775.4	3795.6	3746.0	3633.9	3420.7	3110.0	2867.4	2650.5	2435.5	2104.6	1584.4
35°	4064.0	4058.5	4038.3	3913.3	3701.9	3400.4	3062.2	2815.9	2597.2	2273.7	1713.1
37.5°	4133.8	4133.8	4121.0	4043.8	3904.1	3643.1	3273.6	2981.4	2762.6	2424.4	1838.1
40°	4087.9	4078.7	4071.3	4019.9	3944.5	3790.1	3496.0	3152.3	2939.1	2619.3	1975.9
42.5°	3937.2	3939.0	3929.8	3900.4	3860.0	3801.1	3633.9	3334.3	3111.9	2803.1	2112.0
45°	3735.0	3738.6	3727.6	3723.9	3703.7	3703.7	3665.1	3477.6	3275.5	2990.6	2260.8
47.5°	3475.8	3474.0	3468.5	3459.3	3499.7	3543.8	3578.7	3558.5	3420.7	3192.7	2395.0
50°	3080.6	3076.9	3093.5	3139.4	3238.7	3336.1	3439.0	3534.6	3525.4	3380.2	2556.8
52.5°	2567.8	2543.9	2562.3	2703.8	2907.8	3124.7	3269.9	3420.7	3578.7	3578.7	2716.7
55°	1795.8	1816.0	1827.0	2034.8	2437.3	2810.4	3065.9	3260.7	3558.5	3736.8	2893.1
57.5°	1143.3	1150.6	1183.7	1408.0	1880.4	2347.2	2799.4	3119.2	3483.2	3869.2	3069.6
60°	770.2	744.4	770.2	898.8	1352.8	1841.8	2407.9	2940.9	3374.7	3964.7	3264.4
62.5°	544.1	542.2	549.6	624.9	965.0	1384.1	1917.1	2700.1	3288.3	3970.2	3409.6
65°	439.3	426.4	431.9	474.2	647.0	1014.6	1406.1	2264.5	3211.1	3872.8	3481.3
67.5°	352.9	347.4	351.1	378.6	485.3	762.8	990.7	1722.3	3047.5	3707.4	3440.9
70°	288.6	290.4	292.3	319.8	386.0	577.2	707.7	1181.9	2698.3	3519.9	3258.9
72.5°	250.0	250.0	251.8	270.2	323.5	457.7	534.9	768.3	2183.6	3317.7	2924.4
75°	220.6	220.6	220.6	237.1	275.7	367.6	415.4	525.7	1567.9	2942.8	2418.9
77.5°	191.2	193.0	193.0	207.7	237.1	286.7	319.8	363.9	999.9	2273.7	1830.7
80°	147.0	147.0	148.9	165.4	202.2	224.2	235.3	257.3	525.7	1428.2	1161.7
82.5°	102.9	104.8	104.8	106.6	136.0	137.9	126.8	128.7	191.2	474.2	441.1
85°	11.0	12.9	14.7	14.7	23.9	29.4	31.2	29.4	31.2	55.1	55.1
87.5°	0.0	0.0	0.0	0.0	1.8	3.7	3.7	5.5	5.5	5.5	5.5
90°	0.0	0.0	0.0	0.0	0.0	0.0	0.0	0.0	0.0	0.0	0.0



REPORT NUMBER: P867528

CATALOG NUMBER: MEM2-HTN-SA-70-750-U-T2R-HSS

CANDELA DISTRIBUTION (continued):

	90°	95°	105°	115°	125°	135°	145°	155°	165°	175°	180°
0°	816.1	816.1	816.1	816.1	816.1	816.1	816.1	816.1	816.1	816.1	816.1
2.5°	814.3	801.4	773.8	749.9	727.9	709.5	696.6	680.1	667.2	667.2	674.6
5°	819.8	790.4	733.4	680.1	637.8	597.4	560.6	536.7	518.3	507.3	507.3
7.5°	827.1	783.0	696.6	615.8	549.6	485.3	428.3	400.7	373.1	363.9	365.8
10°	841.8	779.3	663.5	558.8	459.5	378.6	323.5	294.1	279.4	272.0	272.0
12.5°	858.4	779.3	628.6	494.4	378.6	295.9	262.8	240.8	233.4	229.8	226.1
15°	880.4	783.0	599.2	426.4	308.8	250.0	226.1	213.2	205.9	202.2	202.2
17.5°	906.2	786.7	568.0	371.3	262.8	220.6	202.2	193.0	185.6	182.0	182.0
20°	939.3	795.9	536.7	321.7	229.8	202.2	185.6	176.5	169.1	167.3	165.4
22.5°	979.7	810.6	505.5	281.2	207.7	183.8	169.1	161.8	156.2	152.6	152.6
25°	1027.5	829.0	481.6	251.8	191.2	170.9	158.1	148.9	143.4	141.5	141.5
27.5°	1093.7	860.2	457.7	229.8	178.3	158.1	145.2	137.9	132.3	130.5	128.7
30°	1156.2	898.8	446.7	224.2	169.1	147.0	137.9	128.7	123.2	121.3	119.5
32.5°	1237.0	942.9	439.3	224.2	165.4	139.7	128.7	121.3	115.8	114.0	112.1
35°	1323.4	994.4	439.3	231.6	167.3	134.2	121.3	114.0	108.4	104.8	104.8
37.5°	1417.2	1045.9	443.0	242.6	172.8	130.5	114.0	106.6	101.1	99.3	99.3
40°	1516.4	1115.7	450.3	251.8	178.3	128.7	106.6	101.1	95.6	91.9	91.9
42.5°	1608.3	1170.9	463.2	262.8	182.0	126.8	101.1	95.6	90.1	88.2	88.2
45°	1714.9	1231.5	474.2	270.2	182.0	121.3	95.6	90.1	86.4	84.6	82.7
47.5°	1799.5	1281.1	479.7	273.9	178.3	115.8	90.1	86.4	82.7	79.0	80.9
50°	1902.4	1334.4	488.9	275.7	170.9	108.4	86.4	80.9	77.2	75.4	75.4
52.5°	2001.7	1387.7	496.3	272.0	161.8	99.3	80.9	77.2	73.5	69.8	69.8
55°	2119.3	1446.6	507.3	266.5	147.0	90.1	75.4	71.7	66.2	64.3	62.5
57.5°	2253.5	1523.8	516.5	255.5	128.7	80.9	71.7	66.2	58.8	55.1	55.1
60°	2376.6	1612.0	523.9	227.9	112.1	75.4	66.2	60.7	53.3	51.5	51.5
62.5°	2509.0	1703.9	523.9	180.1	95.6	68.0	62.5	57.0	49.6	47.8	47.8
65°	2600.9	1786.6	507.3	134.2	80.9	64.3	60.7	53.3	46.0	44.1	44.1
67.5°	2626.6	1838.1	461.4	95.6	69.8	60.7	57.0	49.6	44.1	40.4	40.4
70°	2543.9	1797.6	376.8	73.5	60.7	55.1	51.5	46.0	40.4	38.6	38.6
72.5°	2306.8	1643.2	281.2	62.5	53.3	51.5	47.8	42.3	38.6	36.8	36.8
75°	1931.8	1365.7	198.5	55.1	49.6	46.0	42.3	38.6	34.9	34.9	34.9
77.5°	1463.1	987.0	123.2	49.6	42.3	42.3	38.6	34.9	33.1	31.2	31.2
80°	944.8	623.1	69.8	34.9	29.4	31.2	27.6	23.9	23.9	22.1	22.1
82.5°	400.7	246.3	36.8	20.2	14.7	12.9	9.2	9.2	7.4	7.4	7.4
85°	40.4	14.7	7.4	5.5	5.5	3.7	3.7	3.7	3.7	1.8	1.8
87.5°	5.5	5.5	5.5	3.7	3.7	3.7	1.8	1.8	1.8	1.8	1.8
90°	0.0	0.0	0.0	0.0	0.0	0.0	0.0	0.0	0.0	0.0	0.0

LM-79-2019: Approved Method: Electrical and Photometric Measurements of Solid-State Lighting Products

Report Prepared for

Cooper Lighting Solutions

Streetworks

Report Number: SP1-2407-157-6

Test Date: 08/07/2024

Luminaire Tested: MEM2-HTN-SA-40-750-U-5WQ-2

Data in this report applies to families of products including MEM2-HTN-SA-40-750-U-5WQ-2

Test Information

Test Method: LM-79-2019
 Report Number: SP1-2407-157-6
 Test Lab: COOPER LIGHTING SOLUTIONS
 Photometer: SP1 - 76IN SPHERE
 Measurement Geometry: 4π
 Issue Date: 08/20/2024
 Manufacturer: COOPER LIGHTING SOLUTIONS
 Product Line: Streetworks
 Catalog Number: **MEM2-HTN-SA-40-750-U-5WQ-2**
 Description: Epic Modern Light Square 40W 5WQ Optic and Flare Trim

Spectral Parameters

CCT (K): 5094
 CIE u': 0.2082
 CIE v': 0.4867
 Duv: 0.0032
 CIE x: 0.3430
 CIE y: 0.3564
 CIE z: 0.3006
 Peak Wavelength (nm): 451
 Dominant Wavelength (nm): 568
 Purity: 9.86439
 Rf: 73.7
 Rg: 93

CRI (Ra):	72.0		
R1:	68.6	R9:	-39.6
R2:	78.1	R10:	47.6
R3:	84.6	R11:	68.2
R4:	71.6	R12:	41.4
R5:	69.6	R13:	70.4
R6:	69.4	R14:	91.4
R7:	80.9	R15:	61.4
R8:	53.1		



Test Conditions

Stabilization Time: 20M
 Operation Time: 1H 20M
 Sphere Temperature (°C): 24.2

REPORT NUMBER: SP1-2407-157-6

Measurement and Test Equipment			
Instrument	Identification Number	Calibration Date	Calibration Due Date
Photometer	IN0058	6/18/2024	12/18/2024
Power Meter	INXT2011004	2/8/2024	2/8/2025
AC Power Source	IN0063	10/24/2023	10/24/2024
DC Power Source	IN0208	10/24/2023	10/24/2024
Sphere Thermometer	IN0085	10/24/2023	10/24/2024
Room Thermometer	IN0046	10/24/2023	10/24/2024

REPORT NUMBER: SP1-2407-157-6

CIE 1931 Chromaticity Diagram



CIE 1931 Chromaticity Diagram with 2017 ANSI 7-Step and 4-Step Quadrangles



Point lies inside the ANSI 5000K 4-step quadrangle

REPORT NUMBER: SP1-2407-157-6

Photopic Flux vs. Wavelength



Photopic Lumens: NR

λ (nm)	Power W [^] /nm	Lumens (φ/nm)	λ (nm)	Power W [^] /nm	Lumens (φ/nm)	λ (nm)	Power W [^] /nm	Lumens (φ/nm)	λ (nm)	Power W [^] /nm	Lumens (φ/nm)	λ (nm)	Power W [^] /nm	Lumens (φ/nm)
360	0	NR	490	114	NR	620	361	NR	750	9	NR	880	0	NR
365	0	NR	495	145	NR	625	326	NR	755	8	NR	885	0	NR
370	0	NR	500	197	NR	630	294	NR	760	7	NR	890	0	NR
375	0	NR	505	259	NR	635	261	NR	765	6	NR	895	0	NR
380	0	NR	510	319	NR	640	232	NR	770	5	NR	900	0	NR
385	0	NR	515	373	NR	645	204	NR	775	4	NR	905	0	NR
390	0	NR	520	414	NR	650	179	NR	780	4	NR	910	0	NR
395	1	NR	525	445	NR	655	157	NR	785	3	NR	915	0	NR
400	3	NR	530	465	NR	660	136	NR	790	3	NR	920	0	NR
405	5	NR	535	482	NR	665	118	NR	795	2	NR	925	0	NR
410	9	NR	540	493	NR	670	102	NR	800	2	NR	930	0	NR
415	18	NR	545	505	NR	675	87	NR	805	2	NR	935	0	NR
420	36	NR	550	515	NR	680	75	NR	810	2	NR	940	0	NR
425	72	NR	555	527	NR	685	65	NR	815	1	NR	945	0	NR
430	134	NR	560	540	NR	690	56	NR	820	1	NR	950	0	NR
435	242	NR	565	550	NR	695	48	NR	825	1	NR	955	0	NR
440	407	NR	570	557	NR	700	41	NR	830	1	NR	960	0	NR
445	684	NR	575	561	NR	705	35	NR	835	1	NR	965	0	NR
450	988	NR	580	559	NR	710	30	NR	840	1	NR	970	0	NR
455	828	NR	585	551	NR	715	26	NR	845	1	NR	975	0	NR
460	473	NR	590	537	NR	720	22	NR	850	1	NR	980	0	NR
465	333	NR	595	516	NR	725	19	NR	855	0	NR	985	0	NR
470	232	NR	600	491	NR	730	16	NR	860	0	NR	990	0	NR
475	146	NR	605	461	NR	735	14	NR	865	0	NR	995	0	NR
480	113	NR	610	429	NR	740	12	NR	870	0	NR	1000	0	NR
485	106	NR	615	395	NR	745	10	NR	875	0	NR			

REPORT NUMBER: SP1-2407-157-6

Scotopic Flux vs. Wavelength



Scotopic Lumens: NR

S/P: 1.81

λ (nm)	Power W [^] /nm	Lumens (φ/nm)	λ (nm)	Power W [^] /nm	Lumens (φ/nm)	λ (nm)	Power W [^] /nm	Lumens (φ/nm)	λ (nm)	Power W [^] /nm	Lumens (φ/nm)	λ (nm)	Power W [^] /nm	Lumens (φ/nm)
360	0	NR	490	114	NR	620	361	NR	750	9	NR	880	0	NR
365	0	NR	495	145	NR	625	326	NR	755	8	NR	885	0	NR
370	0	NR	500	197	NR	630	294	NR	760	7	NR	890	0	NR
375	0	NR	505	259	NR	635	261	NR	765	6	NR	895	0	NR
380	0	NR	510	319	NR	640	232	NR	770	5	NR	900	0	NR
385	0	NR	515	373	NR	645	204	NR	775	4	NR	905	0	NR
390	0	NR	520	414	NR	650	179	NR	780	4	NR	910	0	NR
395	1	NR	525	445	NR	655	157	NR	785	3	NR	915	0	NR
400	3	NR	530	465	NR	660	136	NR	790	3	NR	920	0	NR
405	5	NR	535	482	NR	665	118	NR	795	2	NR	925	0	NR
410	9	NR	540	493	NR	670	102	NR	800	2	NR	930	0	NR
415	18	NR	545	505	NR	675	87	NR	805	2	NR	935	0	NR
420	36	NR	550	515	NR	680	75	NR	810	2	NR	940	0	NR
425	72	NR	555	527	NR	685	65	NR	815	1	NR	945	0	NR
430	134	NR	560	540	NR	690	56	NR	820	1	NR	950	0	NR
435	242	NR	565	550	NR	695	48	NR	825	1	NR	955	0	NR
440	407	NR	570	557	NR	700	41	NR	830	1	NR	960	0	NR
445	684	NR	575	561	NR	705	35	NR	835	1	NR	965	0	NR
450	988	NR	580	559	NR	710	30	NR	840	1	NR	970	0	NR
455	828	NR	585	551	NR	715	26	NR	845	1	NR	975	0	NR
460	473	NR	590	537	NR	720	22	NR	850	1	NR	980	0	NR
465	333	NR	595	516	NR	725	19	NR	855	0	NR	985	0	NR
470	232	NR	600	491	NR	730	16	NR	860	0	NR	990	0	NR
475	146	NR	605	461	NR	735	14	NR	865	0	NR	995	0	NR
480	113	NR	610	429	NR	740	12	NR	870	0	NR	1000	0	NR
485	106	NR	615	395	NR	745	10	NR	875	0	NR			

REPORT NUMBER: SP1-2407-157-6

Melanopic Flux vs. Wavelength



Melanopic Lumens: NR

M/P: 3.73

λ (nm)	Power W [^] /nm	Lumens (φ/nm)	λ (nm)	Power W [^] /nm	Lumens (φ/nm)	λ (nm)	Power W [^] /nm	Lumens (φ/nm)	λ (nm)	Power W [^] /nm	Lumens (φ/nm)	λ (nm)	Power W [^] /nm	Lumens (φ/nm)
360	0	NR	490	114	NR	620	361	NR	750	9	NR	880	0	NR
365	0	NR	495	145	NR	625	326	NR	755	8	NR	885	0	NR
370	0	NR	500	197	NR	630	294	NR	760	7	NR	890	0	NR
375	0	NR	505	259	NR	635	261	NR	765	6	NR	895	0	NR
380	0	NR	510	319	NR	640	232	NR	770	5	NR	900	0	NR
385	0	NR	515	373	NR	645	204	NR	775	4	NR	905	0	NR
390	0	NR	520	414	NR	650	179	NR	780	4	NR	910	0	NR
395	1	NR	525	445	NR	655	157	NR	785	3	NR	915	0	NR
400	3	NR	530	465	NR	660	136	NR	790	3	NR	920	0	NR
405	5	NR	535	482	NR	665	118	NR	795	2	NR	925	0	NR
410	9	NR	540	493	NR	670	102	NR	800	2	NR	930	0	NR
415	18	NR	545	505	NR	675	87	NR	805	2	NR	935	0	NR
420	36	NR	550	515	NR	680	75	NR	810	2	NR	940	0	NR
425	72	NR	555	527	NR	685	65	NR	815	1	NR	945	0	NR
430	134	NR	560	540	NR	690	56	NR	820	1	NR	950	0	NR
435	242	NR	565	550	NR	695	48	NR	825	1	NR	955	0	NR
440	407	NR	570	557	NR	700	41	NR	830	1	NR	960	0	NR
445	684	NR	575	561	NR	705	35	NR	835	1	NR	965	0	NR
450	988	NR	580	559	NR	710	30	NR	840	1	NR	970	0	NR
455	828	NR	585	551	NR	715	26	NR	845	1	NR	975	0	NR
460	473	NR	590	537	NR	720	22	NR	850	1	NR	980	0	NR
465	333	NR	595	516	NR	725	19	NR	855	0	NR	985	0	NR
470	232	NR	600	491	NR	730	16	NR	860	0	NR	990	0	NR
475	146	NR	605	461	NR	735	14	NR	865	0	NR	995	0	NR
480	113	NR	610	429	NR	740	12	NR	870	0	NR	1000	0	NR
485	106	NR	615	395	NR	745	10	NR	875	0	NR			

Summary

$R_f = 73.7$
 $R_g = 93$
 $CIE R_a = 72.0$
 $R_9 = -39.6$



Color Vector Graphics

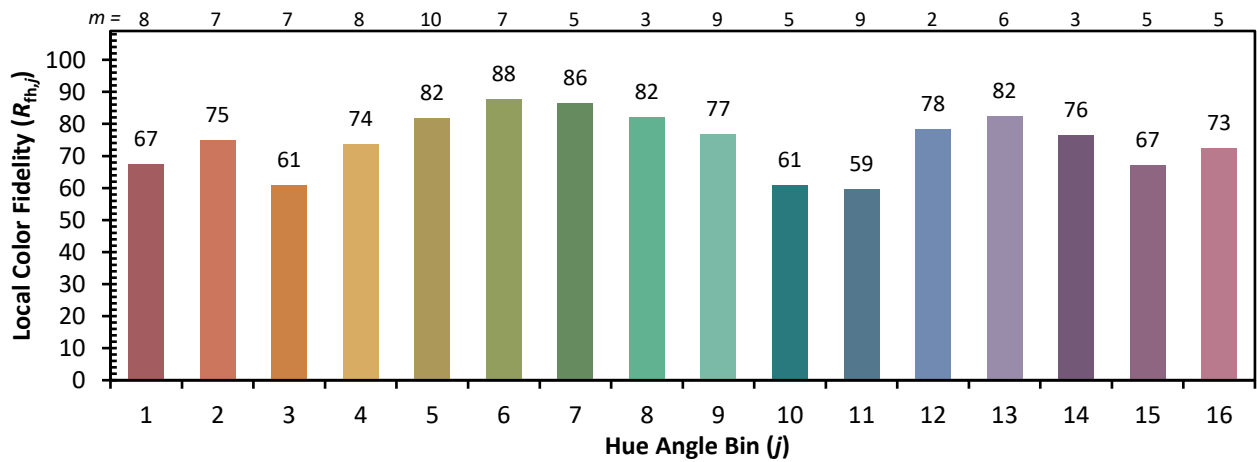


Individual Sample Fidelity Index ($R_{f,i}$)

CES01 = 85	CES26 = 62	CES51 = 90	CES76 = 50
CES02 = 59	CES27 = 88	CES52 = 89	CES77 = 67
CES03 = 30	CES28 = 80	CES53 = 79	CES78 = 53
CES04 = 69	CES29 = 69	CES54 = 84	CES79 = 80
CES05 = 46	CES30 = 88	CES55 = 83	CES80 = 77
CES06 = 50	CES31 = 72	CES56 = 74	CES81 = 78
CES07 = 38	CES32 = 62	CES57 = 73	CES82 = 90
CES08 = 38	CES33 = 82	CES58 = 73	CES83 = 90
CES09 = 29	CES34 = 69	CES59 = 86	CES84 = 85
CES10 = 72	CES35 = 83	CES60 = 88	CES85 = 77
CES11 = 56	CES36 = 87	CES61 = 82	CES86 = 75
CES12 = 61	CES37 = 78	CES62 = 81	CES87 = 76
CES13 = 41	CES38 = 98	CES63 = 73	CES88 = 81
CES14 = 74	CES39 = 96	CES64 = 63	CES89 = 72
CES15 = 70	CES40 = 91	CES65 = 60	CES90 = 80
CES16 = 46	CES41 = 96	CES66 = 56	CES91 = 71
CES17 = 49	CES42 = 79	CES67 = 53	CES92 = 58
CES18 = 55	CES43 = 78	CES68 = 63	CES93 = 74
CES19 = 71	CES44 = 99	CES69 = 72	CES94 = 52
CES20 = 63	CES45 = 86	CES70 = 55	CES95 = 64
CES21 = 85	CES46 = 85	CES71 = 46	CES96 = 76
CES22 = 77	CES47 = 89	CES72 = 82	CES97 = 86
CES23 = 91	CES48 = 80	CES73 = 45	CES98 = 76
CES24 = 90	CES49 = 83	CES74 = 90	CES99 = 62
CES25 = 71	CES50 = 89	CES75 = 48	



Color Rendition by Hue-Angle Bin



Measure Comparisons



(END OF REPORT)